


# Build-a-Story Activity



+



+



*This activity is designed to help children formulate their own creative story using three basic story elements: character, setting, and event.*

## Materials

Build-a-Story Cards  
Card Stock Paper  
Scissors

## Set-Up


This activity is easily adaptable to any age and skill level, so you can decide on the set-up that works best for your class. Print out the build-a-story cards on card stock paper, and cut them out with scissors.

For younger students, you can display all the story cards at once and ask the children to pick out one setting, one character, and one event that they'd like to write about.

For older students, you can turn all the story cards face-down and ask your students to pick a character, a setting, and an event at random.

## Implementation

Decide how basic or challenging you would like to make this creative writing activity. You could have your students write a one-paragraph creative piece with a beginning, a middle, and an end. Or you could have your students write a two-page story, complete with a colored illustration and an author bio at the end. It's up to you!





**Astronaut**



**Boy/Girl**




**Farmer**



**Prince/Princess**



Dog



Makes a Discovery




Enters a Competition



Gets Lost




Meets a Genie



Mysterious Letter




Forest




Island



Outer Space



Castle



City